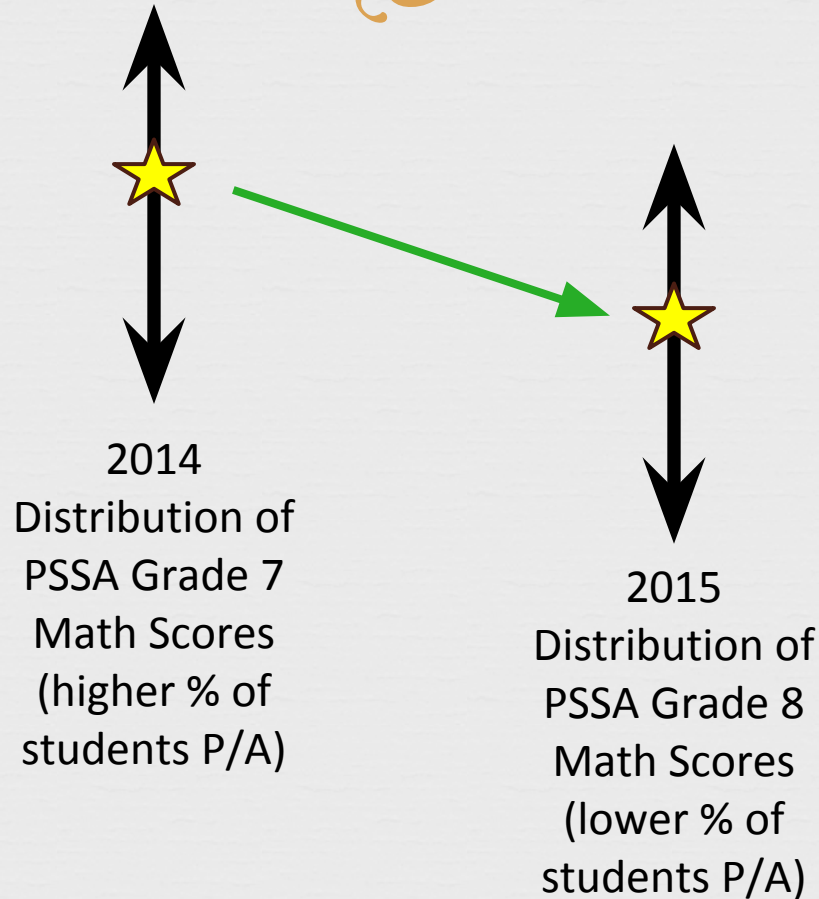


PVAAS and PSSA Transition



Transition of PA State Assessments

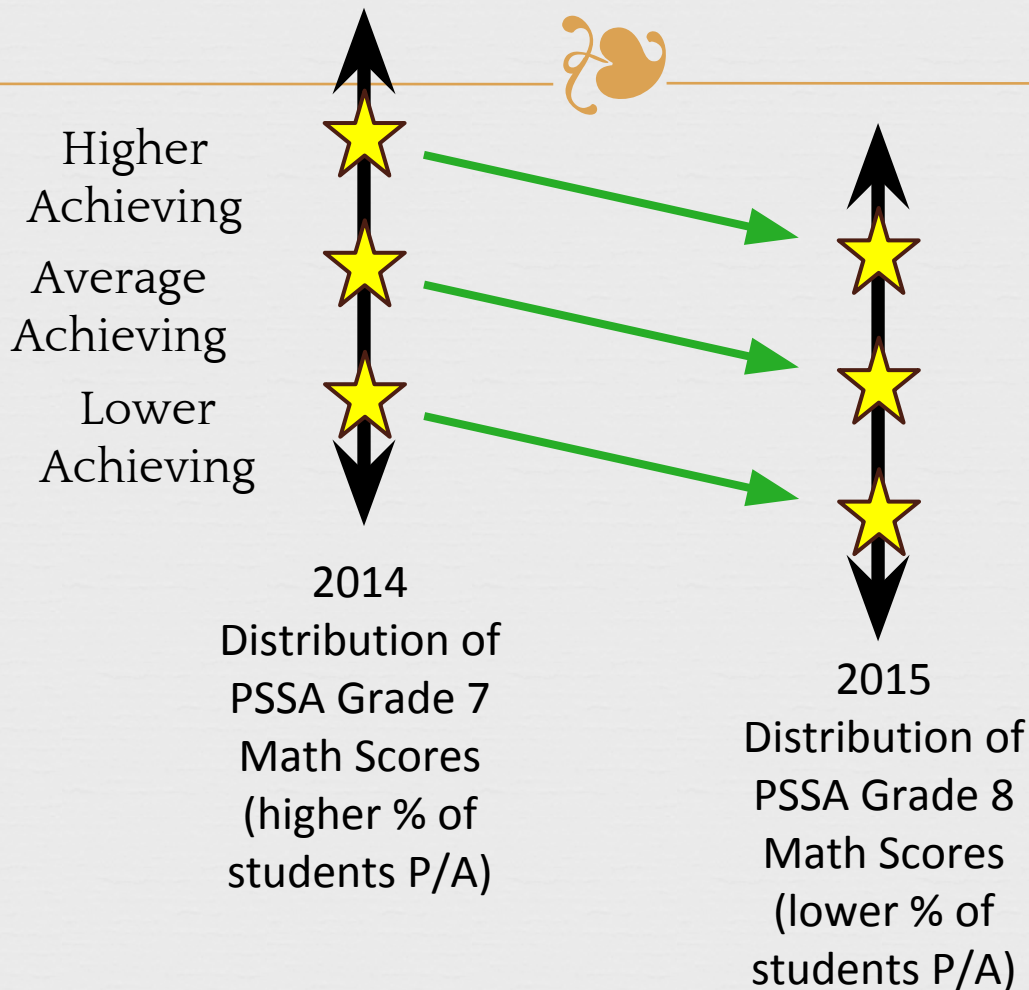


**THIS IS AN
EXAMPLE
ONLY!**

Is the group of students (indicated by the yellow star) at the same RELATIVE position in the distribution of statewide scores from SY13-14 to SY14-15?

Yes = Green on PVAAS

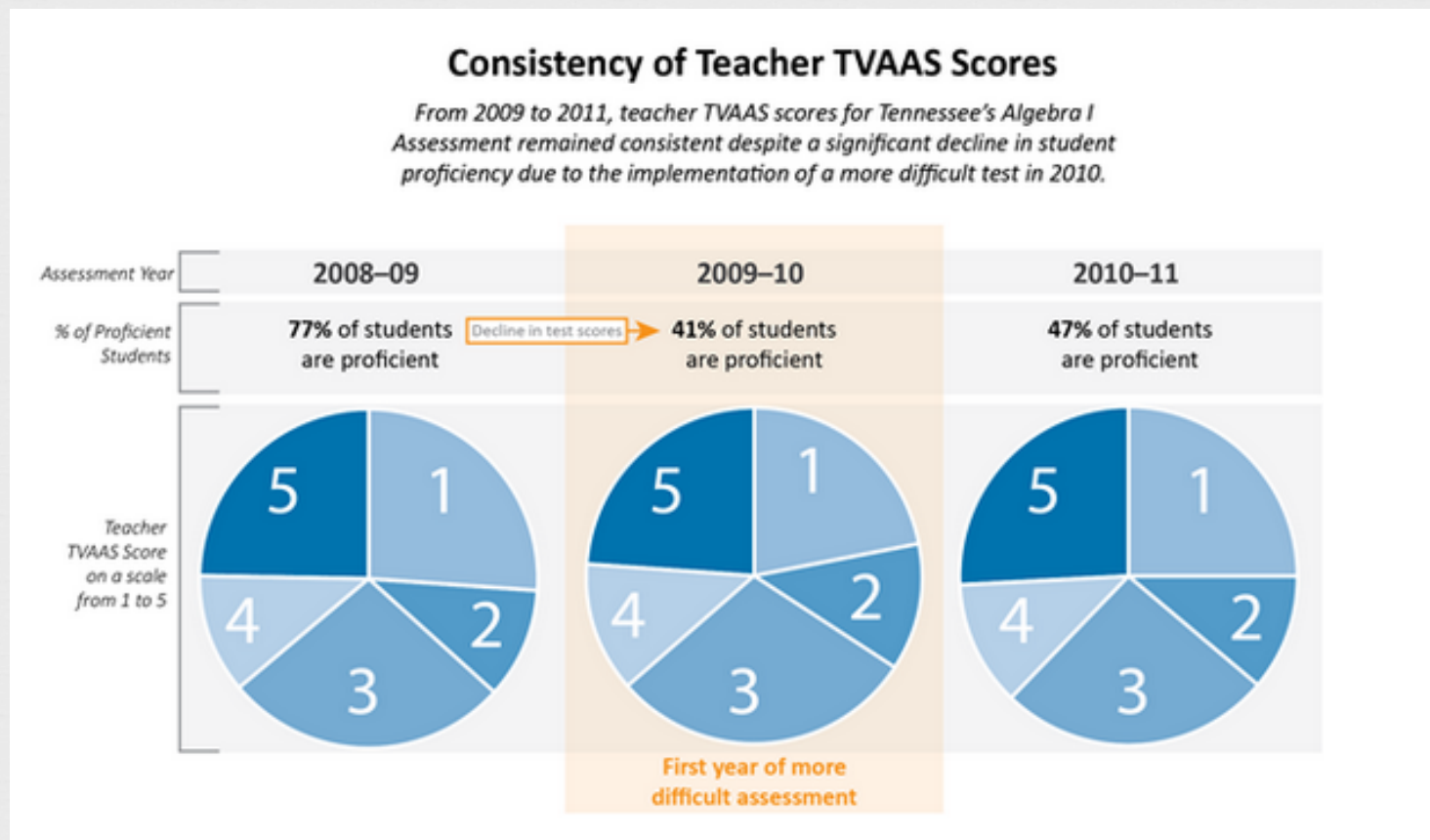
Transition of PA State Assessments



Is the group of students (indicated by the yellow star) at the same RELATIVE position in the distribution of statewide scores from SY13-14 to SY14-15?

Yes = Green on PVAAS

Example: Change to more Rigorous Assessment TN, Same Value-Added Model (EVAAS) as PA



North Carolina recently went through a similar transition with their state assessment. Value-Added Reporting was not impacted by the transition of their assessment.

Evidence: PVAAS and Pennsylvania's Assessment Transition in SY14-15

- ❧ After the PVAAS reporting is available in Fall 2015, statewide PVAAS data will be available for statewide summary results
 - ❧ Achievement data
 - ❧ growth data
- ❧ These data will be available for SY13-14 and SY14-15 - a report similar to TN's report
- ❧ Questions can be directed to pdepvaas@iu13.org

USDE Waiver ‘Pause’ and PVAAS/PSSA



USDE “Pause” and PVAAS



- ❧ PVAAS Teacher Specific Reporting will be provided for SY14-15 based on PSSAs and Keystones.
- ❧ There is not a “pause” on the use of PSSAs for measures of academic growth for teacher specific reporting.
- ❧ While PSSA scores are not being used in the SPP to provide Indicators of Academic Achievement (% Proficient/Advanced), PSSA scores will be used to provide measures of academic growth for PVAAS school and teacher level reporting. However, there will be no PVAAS SPP score from the PSSAs.
- ❧ PVAAS School Level measures from PSSAs and Keystones will be provided to LEAs on the PVAAS reporting site, but NOT included in any SPP score.
- ❧ PVAAS Teacher Specific Reporting from PSSAs and Keystones will be provided on the PVAAS password-protected website.

USDE “Pause” and PVAAS



- ❧ There is often concern that growth will be largely impacted if there is a lower number of students Proficient/Advanced on a state assessment such as the PSSA.
- ❧ The key answer to this concern is to understand HOW growth is measured.
- ❧ Measuring growth is different than measuring achievement.
- ❧ Measuring growth is different than measuring the percentage of students who are Proficient or Advanced.
- ❧ If a group of students for a teacher at least maintained their relative position on the “current assessment” as compared to their prior achievement, the teacher will see a “green” reflected on the PVAAS reporting.
- ❧ A green means the teacher’s group of students met the standard for PA Academic Growth as measured by PVAAS.

USDE “Pause” and PVAAS



- ❧ Based on what has happened in other states during very similar transitions to more rigorous standards, it is unlikely that there will be a substantial decrease in PVAAS growth measures statewide, even with fewer students testing in the Proficient range or higher on the PSSAs.
- ❧ Pennsylvania will have aggregate data to illustrate this when the reporting is available for release.